



CERTIFICATE OF ANALYSIS

REPORTED TO Slocan River Streamkeepers
PO Box 47
Winlaw, BC V0G 2J0

ATTENTION Dominique Monnier

PO NUMBER

PROJECT SIFCO

PROJECT INFO

WORK ORDER 2111744

RECEIVED / TEMP 2021-09-14 14:00 / 12.0°C

REPORTED 2021-09-22 16:15

COC NUMBER No Number

Introduction:

CARO Analytical Services is a testing laboratory full of smart, engaged scientists driven to make the world a safer and healthier place. Through our clients' projects we become an essential element for a better world. We employ methods conducted in accordance with recognized professional standards using accepted testing methodologies and quality control efforts. CARO is accredited by the Canadian Association for Laboratories Accreditation (CALA) to ISO/IEC 17025:2017 for specific tests listed in the scope of accreditation approved by CALA.

Big Picture Sidekicks



You know that the sample you collected after snowshoeing to site, digging 5 meters, and racing to get it on a plane so you can submit it to the lab for time sensitive results needed to make important and expensive decisions (whew) is VERY important. We know that too.

We've Got Chemistry



It's simple. We figure the more you enjoy working with our fun and engaged team members; the more likely you are to give us continued opportunities to support you.

Ahead of the Curve



Through research, regulation knowledge, and instrumentation, we are your analytical centre for the technical knowledge you need, BEFORE you need it, so you can stay up to date and in the know.

Work Order Comments:

Custody Seals Intact: N/A

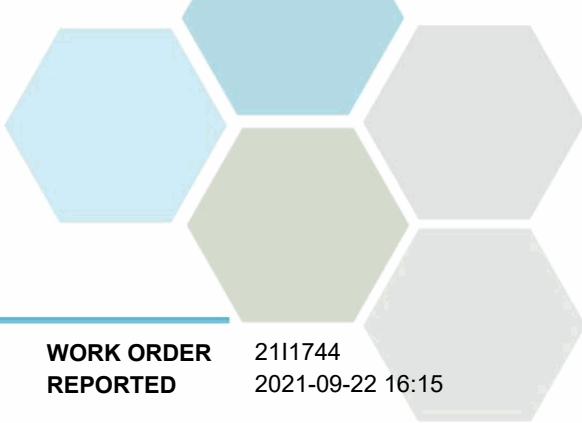
If you have any questions or concerns, please contact me at teamcaro@caro.ca

Authorized By:

Team CARO
Client Service Representative

1-888-311-8846 | www.caro.ca

#110 4011 Viking Way Richmond, BC V6V 2K9 | #102 3677 Highway 97N Kelowna, BC V1X 5C3 | 17225 109 Avenue Edmonton, AB T5S 1H7 | #108 4475 Wayburne Drive Burnaby, BC V5G 4X4



TEST RESULTS

REPORTED TO PROJECT Slocan River Streamkeepers
SIFCO

WORK ORDER REPORTED 2111744
2021-09-22 16:15

Analyte	Result	Guideline	RL Units	Analyzed	Qualifier
---------	--------	-----------	----------	----------	-----------

WIN-WQ01 (2111744-01) | Matrix: Water | Sampled: 2021-09-13 10:00

Anions

Nitrate (as N)	< 0.010	MAC = 10	0.010 mg/L	2021-09-16	
Nitrite (as N)	< 0.010	MAC = 1	0.010 mg/L	2021-09-16	
Phosphate (as P)	< 0.0050	N/A	0.0050 mg/L	2021-09-16	

Calculated Parameters

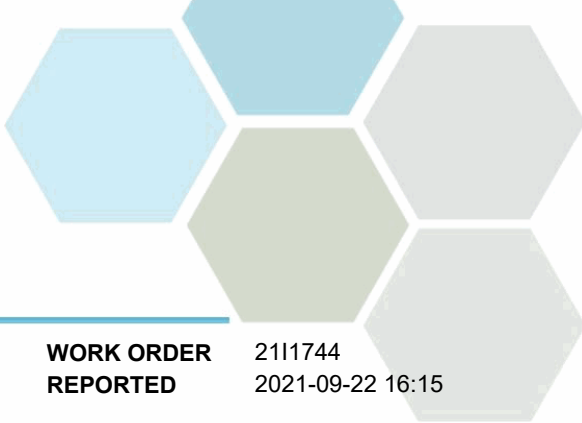
Hardness, Total (as CaCO3)	65.7	None Required	0.500 mg/L	N/A	
Nitrate+Nitrite (as N)	< 0.0100	N/A	0.0100 mg/L	N/A	
Nitrogen, Total	0.0620	N/A	0.0500 mg/L	N/A	

General Parameters

Ammonia, Total (as N)	< 0.050	None Required	0.050 mg/L	2021-09-16	
Nitrogen, Total Kjeldahl	0.062	N/A	0.050 mg/L	2021-09-20	
Phosphorus, Total (as P)	0.0123	N/A	0.0050 mg/L	2021-09-17	

Total Metals

Aluminum, total	0.0255	OG < 0.1	0.0050 mg/L	2021-09-20	
Antimony, total	< 0.00020	MAC = 0.006	0.00020 mg/L	2021-09-20	
Arsenic, total	< 0.00050	MAC = 0.01	0.00050 mg/L	2021-09-20	
Barium, total	0.0458	MAC = 2	0.0050 mg/L	2021-09-20	
Beryllium, total	< 0.00010	N/A	0.00010 mg/L	2021-09-20	
Bismuth, total	< 0.00010	N/A	0.00010 mg/L	2021-09-20	
Boron, total	< 0.0500	MAC = 5	0.0500 mg/L	2021-09-20	
Cadmium, total	< 0.000010	MAC = 0.005	0.000010 mg/L	2021-09-20	
Calcium, total	22.1	None Required	0.20 mg/L	2021-09-20	
Chromium, total	< 0.00050	MAC = 0.05	0.00050 mg/L	2021-09-20	
Cobalt, total	< 0.00010	N/A	0.00010 mg/L	2021-09-20	
Copper, total	< 0.00040	MAC = 2	0.00040 mg/L	2021-09-20	
Iron, total	0.015	AO ≤ 0.3	0.010 mg/L	2021-09-20	
Lead, total	< 0.00020	MAC = 0.005	0.00020 mg/L	2021-09-20	
Lithium, total	0.00055	N/A	0.00010 mg/L	2021-09-20	
Magnesium, total	2.58	None Required	0.010 mg/L	2021-09-20	
Manganese, total	0.00235	MAC = 0.12	0.00020 mg/L	2021-09-20	
Molybdenum, total	0.00140	N/A	0.00010 mg/L	2021-09-20	
Nickel, total	< 0.00040	N/A	0.00040 mg/L	2021-09-20	
Phosphorus, total	< 0.050	N/A	0.050 mg/L	2021-09-20	
Potassium, total	0.61	N/A	0.10 mg/L	2021-09-20	
Selenium, total	< 0.00050	MAC = 0.05	0.00050 mg/L	2021-09-20	
Silicon, total	5.4	N/A	1.0 mg/L	2021-09-20	
Silver, total	< 0.000050	None Required	0.000050 mg/L	2021-09-20	
Sodium, total	1.70	AO ≤ 200	0.10 mg/L	2021-09-20	
Strontium, total	0.629	7	0.0010 mg/L	2021-09-20	
Sulfur, total	4.0	N/A	3.0 mg/L	2021-09-20	
Tellurium, total	< 0.00050	N/A	0.00050 mg/L	2021-09-20	
Thallium, total	< 0.000020	N/A	0.000020 mg/L	2021-09-20	



TEST RESULTS

REPORTED TO PROJECT Slocan River Streamkeepers
SIFCO

WORK ORDER REPORTED 2111744
2021-09-22 16:15

Analyte	Result	Guideline	RL	Units	Analyzed	Qualifier
WIN-WQ01 (2111744-01) Matrix: Water Sampled: 2021-09-13 10:00, Continued						
<i>Total Metals, Continued</i>						
Thorium, total	< 0.00010	N/A	0.00010	mg/L	2021-09-20	
Tin, total	< 0.00020	N/A	0.00020	mg/L	2021-09-20	
Titanium, total	< 0.0050	N/A	0.0050	mg/L	2021-09-20	
Tungsten, total	< 0.0010	N/A	0.0010	mg/L	2021-09-20	
Uranium, total	0.000841	MAC = 0.02	0.000020	mg/L	2021-09-20	
Vanadium, total	< 0.0010	N/A	0.0010	mg/L	2021-09-20	
Zinc, total	< 0.0040	AO ≤ 5	0.0040	mg/L	2021-09-20	
Zirconium, total	< 0.00010	N/A	0.00010	mg/L	2021-09-20	

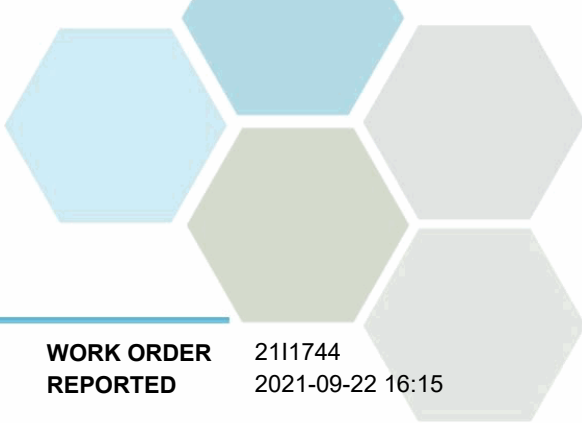
TRO-WQ01 (2111744-02) | Matrix: Water | Sampled: 2021-09-13 10:55

<i>Anions</i>						
Nitrate (as N)	< 0.010	MAC = 10	0.010	mg/L	2021-09-16	
Nitrite (as N)	< 0.010	MAC = 1	0.010	mg/L	2021-09-16	
Phosphate (as P)	< 0.0050	N/A	0.0050	mg/L	2021-09-16	

<i>Calculated Parameters</i>						
Hardness, Total (as CaCO3)	42.1	None Required	0.500	mg/L	N/A	
Nitrate+Nitrite (as N)	< 0.0100	N/A	0.0100	mg/L	N/A	
Nitrogen, Total	0.105	N/A	0.0500	mg/L	N/A	

<i>General Parameters</i>						
Ammonia, Total (as N)	< 0.050	None Required	0.050	mg/L	2021-09-16	
Nitrogen, Total Kjeldahl	0.105	N/A	0.050	mg/L	2021-09-20	
Phosphorus, Total (as P)	0.0125	N/A	0.0050	mg/L	2021-09-17	

<i>Total Metals</i>						
Aluminum, total	0.102	OG < 0.1	0.0050	mg/L	2021-09-20	
Antimony, total	< 0.00020	MAC = 0.006	0.00020	mg/L	2021-09-20	
Arsenic, total	< 0.00050	MAC = 0.01	0.00050	mg/L	2021-09-20	
Barium, total	0.0256	MAC = 2	0.0050	mg/L	2021-09-20	
Beryllium, total	< 0.00010	N/A	0.00010	mg/L	2021-09-20	
Bismuth, total	< 0.00010	N/A	0.00010	mg/L	2021-09-20	
Boron, total	< 0.0500	MAC = 5	0.0500	mg/L	2021-09-20	
Cadmium, total	0.000018	MAC = 0.005	0.000010	mg/L	2021-09-20	
Calcium, total	14.4	None Required	0.20	mg/L	2021-09-20	
Chromium, total	< 0.00050	MAC = 0.05	0.00050	mg/L	2021-09-20	
Cobalt, total	< 0.00010	N/A	0.00010	mg/L	2021-09-20	
Copper, total	< 0.00040	MAC = 2	0.00040	mg/L	2021-09-20	
Iron, total	0.073	AO ≤ 0.3	0.010	mg/L	2021-09-20	
Lead, total	0.00038	MAC = 0.005	0.00020	mg/L	2021-09-20	
Lithium, total	0.00111	N/A	0.00010	mg/L	2021-09-20	
Magnesium, total	1.50	None Required	0.010	mg/L	2021-09-20	
Manganese, total	0.0115	MAC = 0.12	0.00020	mg/L	2021-09-20	

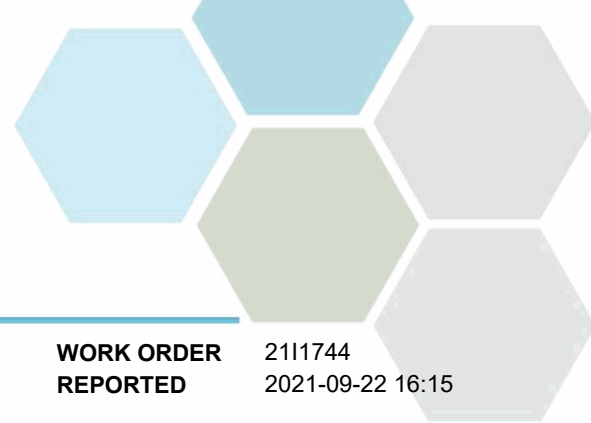


TEST RESULTS

REPORTED TO PROJECT Slocan River Streamkeepers
SIFCO

WORK ORDER REPORTED 2111744
2021-09-22 16:15

Analyte	Result	Guideline	RL Units	Analyzed	Qualifier
TRO-WQ01 (2111744-02) Matrix: Water Sampled: 2021-09-13 10:55, Continued					
<i>Total Metals, Continued</i>					
Molybdenum, total	0.00068	N/A	0.00010 mg/L	2021-09-20	
Nickel, total	< 0.00040	N/A	0.00040 mg/L	2021-09-20	
Phosphorus, total	< 0.050	N/A	0.050 mg/L	2021-09-20	
Potassium, total	0.58	N/A	0.10 mg/L	2021-09-20	
Selenium, total	< 0.00050	MAC = 0.05	0.00050 mg/L	2021-09-20	
Silicon, total	5.0	N/A	1.0 mg/L	2021-09-20	
Silver, total	< 0.000050	None Required	0.000050 mg/L	2021-09-20	
Sodium, total	1.46	AO ≤ 200	0.10 mg/L	2021-09-20	
Strontium, total	0.282	7	0.0010 mg/L	2021-09-20	
Sulfur, total	< 3.0	N/A	3.0 mg/L	2021-09-20	
Tellurium, total	< 0.00050	N/A	0.00050 mg/L	2021-09-20	
Thallium, total	< 0.000020	N/A	0.000020 mg/L	2021-09-20	
Thorium, total	< 0.00010	N/A	0.00010 mg/L	2021-09-20	
Tin, total	< 0.00020	N/A	0.00020 mg/L	2021-09-20	
Titanium, total	< 0.0050	N/A	0.0050 mg/L	2021-09-20	
Tungsten, total	< 0.0010	N/A	0.0010 mg/L	2021-09-20	
Uranium, total	0.00156	MAC = 0.02	0.000020 mg/L	2021-09-20	
Vanadium, total	< 0.0010	N/A	0.0010 mg/L	2021-09-20	
Zinc, total	< 0.0040	AO ≤ 5	0.0040 mg/L	2021-09-20	
Zirconium, total	< 0.00010	N/A	0.00010 mg/L	2021-09-20	



APPENDIX 1: SUPPORTING INFORMATION

REPORTED TO PROJECT Slocan River Streamkeepers
SIFCO

WORK ORDER REPORTED 2111744
2021-09-22 16:15

Analysis Description	Method Ref.	Technique	Accredited	Location
Ammonia, Total in Water	SM 4500-NH3 G* (2017)	Automated Colorimetry (Phenate)	✓	Kelowna
Anions in Water	SM 4110 B (2017)	Ion Chromatography	✓	Kelowna
Hardness in Water	SM 2340 B* (2017)	Calculation: 2.497 [total Ca] + 4.118 [total Mg] (Est)	✓	N/A
Nitrogen, Total Kjeldahl in Water	SM 4500-Norg D* (2017)	Block Digestion and Flow Injection Analysis	✓	Kelowna
Phosphorus, Total in Water	SM 4500-P B.5* (2011) / SM 4500-P F (2017)	Persulfate Digestion / Automated Colorimetry (Ascorbic Acid)	✓	Kelowna
Total Metals in Water	EPA 200.2 / EPA 6020B	HNO3+HCl Hot Block Digestion / Inductively Coupled Plasma-Mass Spectroscopy (ICP-MS)	✓	Richmond

Note: An asterisk in the Method Reference indicates that the CARO method has been modified from the reference method

Glossary of Terms:

RL	Reporting Limit (default)
<	Less than the specified Reporting Limit (RL) - the actual RL may be higher than the default RL due to various factors
AO	Aesthetic Objective
MAC	Maximum Acceptable Concentration (health based)
mg/L	Milligrams per litre
OG	Operational Guideline (treated water)
EPA	United States Environmental Protection Agency Test Methods
SM	Standard Methods for the Examination of Water and Wastewater, American Public Health Association

Guidelines Referenced in this Report:

[Guidelines for Canadian Drinking Water Quality \(Health Canada, June 2019\)](#)

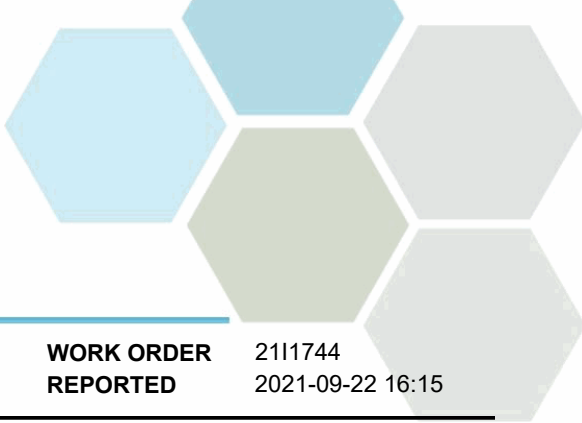
Note: In some cases, the values displayed on the report represent the lowest guideline and are to be verified by the end user

General Comments:

The results in this report apply to the samples analyzed in accordance with the Chain of Custody document. This analytical report must be reproduced in its entirety. CARO is not responsible for any loss or damage resulting directly or indirectly from error or omission in the conduct of testing. Liability is limited to the cost of analysis. Samples will be disposed of 30 days after the test report has been issued or once samples expire, whichever comes first. Longer hold is possible if agreed to in writing.

Results in **Bold** indicate values that are above CARO's method reporting limits. Any results that are above regulatory limits are highlighted **red**. Please note that results will only be highlighted red if the regulatory limits are included on the CARO report. Any Bold and/or highlighted results do not take into account method uncertainty. If you would like method uncertainty or regulatory limits to be included on your report, please contact your Account Manager: teamcaro@caro.ca

Please note any regulatory guidelines applied to this report are added as a convenience to the client, at their request, to help provide some initial context to analytical results obtained. Although CARO makes every effort to ensure accuracy of the associated regulatory guideline(s) applied, the guidelines applied cannot be assumed to be correct due to a variety of factors and as such CARO Analytical Services assumes no liability or responsibility for the use of those guidelines to make any decisions. The original source of the regulation should be verified and a review of the guideline(s) should be validated as correct in order to make any decisions arising from the comparison of the analytical data obtained to the relevant regulatory guideline for one's particular circumstances. Further, CARO Analytical Services assumes no liability or responsibility for any loss attributed from the use of these guidelines in any way.



APPENDIX 2: QUALITY CONTROL RESULTS

REPORTED TO PROJECT Slocan River Streamkeepers
SIFCO

WORK ORDER REPORTED 2111744
2021-09-22 16:15

The following section displays the quality control (QC) data that is associated with your sample data. Groups of samples are prepared in "batches" and analyzed in conjunction with QC samples that ensure your data is of the highest quality. Common QC types include:

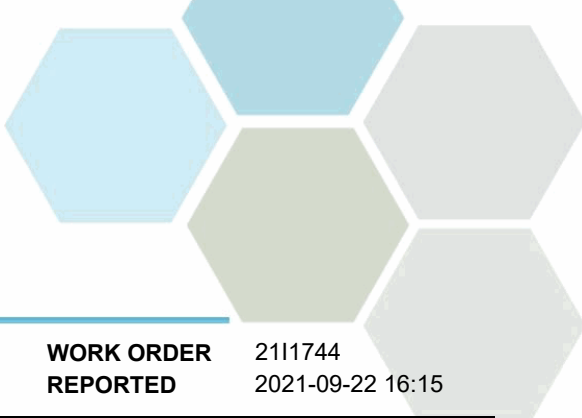
- **Method Blank (Blk):** A blank sample that undergoes sample processing identical to that carried out for the test samples. Method blank results are used to assess contamination from the laboratory environment and reagents.
- **Duplicate (Dup):** An additional or second portion of a randomly selected sample in the analytical run carried through the entire analytical process. Duplicates provide a measure of the analytical method's precision (reproducibility).
- **Blank Spike (BS):** A sample of known concentration which undergoes processing identical to that carried out for test samples, also referred to as a laboratory control sample (LCS). Blank spikes provide a measure of the analytical method's accuracy.
- **Matrix Spike (MS):** A second aliquot of sample is fortified with with a known concentration of target analytes and carried through the entire analytical process. Matrix spikes evaluate potential matrix effects that may affect the analyte recovery.
- **Reference Material (SRM):** A homogenous material of similar matrix to the samples, certified for the parameter(s) listed. Reference Materials ensure that the analytical process is adequate to achieve acceptable recoveries of the parameter(s) tested.

Each QC type is analyzed at a 5-10% frequency, i.e. one blank/duplicate/spike for every 10-20 samples. For all types of QC, the specified recovery (% Rec) and relative percent difference (RPD) limits are derived from long-term method performance averages and/or prescribed by the reference method.

Analyte	Result	RL Units	Spike Level	Source Result	% REC	REC Limit	% RPD	RPD Limit	Qualifier
Anions, Batch B111452									
Blank (B111452-BLK1)			Prepared: 2021-09-15, Analyzed: 2021-09-15						
Nitrate (as N)	< 0.010	0.010 mg/L							
Nitrite (as N)	< 0.010	0.010 mg/L							
Phosphate (as P)	< 0.0050	0.0050 mg/L							
Blank (B111452-BLK2)			Prepared: 2021-09-16, Analyzed: 2021-09-16						
Nitrate (as N)	< 0.010	0.010 mg/L							
Nitrite (as N)	< 0.010	0.010 mg/L							
Phosphate (as P)	< 0.0050	0.0050 mg/L							
Blank (B111452-BLK3)			Prepared: 2021-09-16, Analyzed: 2021-09-16						
Nitrate (as N)	< 0.010	0.010 mg/L							
Nitrite (as N)	< 0.010	0.010 mg/L							
Phosphate (as P)	< 0.0050	0.0050 mg/L							
LCS (B111452-BS1)			Prepared: 2021-09-15, Analyzed: 2021-09-15						
Nitrate (as N)	4.09	0.010 mg/L	4.00		102	90-110			
Nitrite (as N)	1.96	0.010 mg/L	2.00		98	85-115			
Phosphate (as P)	0.992	0.0050 mg/L	1.00		99	80-120			
LCS (B111452-BS2)			Prepared: 2021-09-16, Analyzed: 2021-09-16						
Nitrate (as N)	4.13	0.010 mg/L	4.00		103	90-110			
Nitrite (as N)	1.94	0.010 mg/L	2.00		97	85-115			
Phosphate (as P)	1.03	0.0050 mg/L	1.00		103	80-120			
LCS (B111452-BS3)			Prepared: 2021-09-16, Analyzed: 2021-09-16						
Nitrate (as N)	4.17	0.010 mg/L	4.00		104	90-110			
Nitrite (as N)	1.95	0.010 mg/L	2.00		98	85-115			
Phosphate (as P)	1.05	0.0050 mg/L	1.00		105	80-120			

General Parameters, Batch B111686

Blank (B111686-BLK1)			Prepared: 2021-09-16, Analyzed: 2021-09-16						
Ammonia, Total (as N)	< 0.050	0.050 mg/L							
Blank (B111686-BLK2)			Prepared: 2021-09-16, Analyzed: 2021-09-16						
Ammonia, Total (as N)	< 0.050	0.050 mg/L							

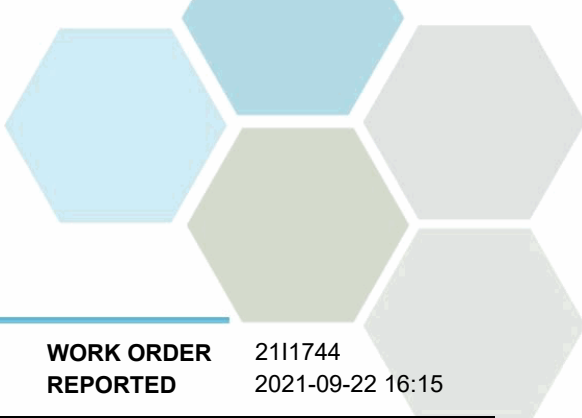


APPENDIX 2: QUALITY CONTROL RESULTS

REPORTED TO PROJECT Slocan River Streamkeepers
SIFCO

WORK ORDER REPORTED 2111744
2021-09-22 16:15

Analyte	Result	RL Units	Spike Level	Source Result	% REC	REC Limit	% RPD	RPD Limit	Qualifier
General Parameters, Batch B111686, Continued									
Blank (B111686-BLK3)			Prepared: 2021-09-16, Analyzed: 2021-09-16						
Ammonia, Total (as N)	< 0.050	0.050 mg/L							
Blank (B111686-BLK4)			Prepared: 2021-09-16, Analyzed: 2021-09-16						
Ammonia, Total (as N)	< 0.050	0.050 mg/L							
LCS (B111686-BS1)			Prepared: 2021-09-16, Analyzed: 2021-09-16						
Ammonia, Total (as N)	1.00	0.050 mg/L	1.00		100	90-115			
LCS (B111686-BS2)			Prepared: 2021-09-16, Analyzed: 2021-09-16						
Ammonia, Total (as N)	1.03	0.050 mg/L	1.00		103	90-115			
LCS (B111686-BS3)			Prepared: 2021-09-16, Analyzed: 2021-09-16						
Ammonia, Total (as N)	1.08	0.050 mg/L	1.00		108	90-115			
LCS (B111686-BS4)			Prepared: 2021-09-16, Analyzed: 2021-09-16						
Ammonia, Total (as N)	1.05	0.050 mg/L	1.00		105	90-115			
General Parameters, Batch B111865									
Blank (B111865-BLK2)			Prepared: 2021-09-17, Analyzed: 2021-09-17						
Phosphorus, Total (as P)	< 0.0020	0.0020 mg/L							
LCS (B111865-BS2)			Prepared: 2021-09-17, Analyzed: 2021-09-17						
Phosphorus, Total (as P)	0.0997	0.0020 mg/L	0.100		100	85-115			
General Parameters, Batch B111903									
Blank (B111903-BLK1)			Prepared: 2021-09-17, Analyzed: 2021-09-20						
Nitrogen, Total Kjeldahl	< 0.050	0.050 mg/L							
Blank (B111903-BLK2)			Prepared: 2021-09-17, Analyzed: 2021-09-20						
Nitrogen, Total Kjeldahl	< 0.050	0.050 mg/L							
LCS (B111903-BS1)			Prepared: 2021-09-17, Analyzed: 2021-09-20						
Nitrogen, Total Kjeldahl	1.01	0.050 mg/L	1.00		101	85-115			
LCS (B111903-BS2)			Prepared: 2021-09-17, Analyzed: 2021-09-20						
Nitrogen, Total Kjeldahl	1.01	0.050 mg/L	1.00		101	85-115			
Duplicate (B111903-DUP2)			Source: 2111744-02		Prepared: 2021-09-17, Analyzed: 2021-09-20				
Nitrogen, Total Kjeldahl	0.120	0.050 mg/L		0.105					15
Matrix Spike (B111903-MS2)			Source: 2111744-02		Prepared: 2021-09-17, Analyzed: 2021-09-20				
Nitrogen, Total Kjeldahl	2.14	0.100 mg/L	2.00	0.105	102	65-135			
Total Metals, Batch B112058									
Blank (B112058-BLK1)			Prepared: 2021-09-19, Analyzed: 2021-09-20						
Aluminum, total	< 0.0050	0.0050 mg/L							
Antimony, total	< 0.00020	0.00020 mg/L							
Arsenic, total	< 0.00050	0.00050 mg/L							
Barium, total	< 0.0050	0.0050 mg/L							
Beryllium, total	< 0.00010	0.00010 mg/L							
Bismuth, total	< 0.00010	0.00010 mg/L							
Boron, total	< 0.0500	0.0500 mg/L							
Cadmium, total	< 0.000010	0.000010 mg/L							



APPENDIX 2: QUALITY CONTROL RESULTS

REPORTED TO PROJECT Slocan River Streamkeepers
SIFCO

WORK ORDER REPORTED 2111744
2021-09-22 16:15

Analyte	Result	RL Units	Spike Level	Source Result	% REC	REC Limit	% RPD	RPD Limit	Qualifier
---------	--------	----------	-------------	---------------	-------	-----------	-------	-----------	-----------

Total Metals, Batch B112058, Continued

Blank (B112058-BLK1), Continued

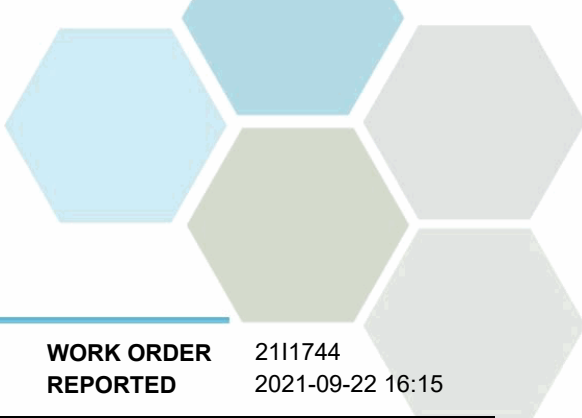
Prepared: 2021-09-19, Analyzed: 2021-09-20

Calcium, total	< 0.20	0.20 mg/L							
Chromium, total	< 0.00050	0.00050 mg/L							
Cobalt, total	< 0.00010	0.00010 mg/L							
Copper, total	< 0.00040	0.00040 mg/L							
Iron, total	< 0.010	0.010 mg/L							
Lead, total	< 0.00020	0.00020 mg/L							
Lithium, total	< 0.00010	0.00010 mg/L							
Magnesium, total	< 0.010	0.010 mg/L							
Manganese, total	< 0.00020	0.00020 mg/L							
Molybdenum, total	< 0.00010	0.00010 mg/L							
Nickel, total	< 0.00040	0.00040 mg/L							
Phosphorus, total	< 0.050	0.050 mg/L							
Potassium, total	< 0.10	0.10 mg/L							
Selenium, total	< 0.00050	0.00050 mg/L							
Silicon, total	< 1.0	1.0 mg/L							
Silver, total	< 0.000050	0.000050 mg/L							
Sodium, total	< 0.10	0.10 mg/L							
Strontium, total	< 0.0010	0.0010 mg/L							
Sulfur, total	< 3.0	3.0 mg/L							
Tellurium, total	< 0.00050	0.00050 mg/L							
Thallium, total	< 0.000020	0.000020 mg/L							
Thorium, total	< 0.00010	0.00010 mg/L							
Tin, total	< 0.00020	0.00020 mg/L							
Titanium, total	< 0.0050	0.0050 mg/L							
Tungsten, total	< 0.0010	0.0010 mg/L							
Uranium, total	< 0.000020	0.000020 mg/L							
Vanadium, total	< 0.0010	0.0010 mg/L							
Zinc, total	< 0.0040	0.0040 mg/L							
Zirconium, total	< 0.00010	0.00010 mg/L							

LCS (B112058-BS1)

Prepared: 2021-09-19, Analyzed: 2021-09-20

Aluminum, total	0.0196	0.0050 mg/L	0.0200		98	80-120			
Antimony, total	0.0213	0.00020 mg/L	0.0200		107	80-120			
Arsenic, total	0.0164	0.00050 mg/L	0.0200		82	80-120			
Barium, total	0.0168	0.0050 mg/L	0.0200		84	80-120			
Beryllium, total	0.0179	0.00010 mg/L	0.0200		90	80-120			
Bismuth, total	0.0174	0.00010 mg/L	0.0200		87	80-120			
Boron, total	< 0.0500	0.0500 mg/L	0.0200		111	80-120			
Cadmium, total	0.0171	0.000010 mg/L	0.0200		85	80-120			
Calcium, total	1.62	0.20 mg/L	2.00		81	80-120			
Chromium, total	0.0171	0.00050 mg/L	0.0200		86	80-120			
Cobalt, total	0.0172	0.00010 mg/L	0.0200		86	80-120			
Copper, total	0.0178	0.00040 mg/L	0.0200		89	80-120			
Iron, total	1.72	0.010 mg/L	2.00		86	80-120			
Lead, total	0.0180	0.00020 mg/L	0.0200		90	80-120			
Lithium, total	0.0184	0.00010 mg/L	0.0200		92	80-120			
Magnesium, total	1.91	0.010 mg/L	2.00		95	80-120			
Manganese, total	0.0183	0.00020 mg/L	0.0200		92	80-120			
Molybdenum, total	0.0199	0.00010 mg/L	0.0200		99	80-120			
Nickel, total	0.0174	0.00040 mg/L	0.0200		87	80-120			
Phosphorus, total	2.22	0.050 mg/L	2.00		111	80-120			
Potassium, total	1.82	0.10 mg/L	2.00		91	80-120			
Selenium, total	0.0172	0.00050 mg/L	0.0200		86	80-120			
Silicon, total	2.3	1.0 mg/L	2.00		114	80-120			
Silver, total	0.0196	0.000050 mg/L	0.0200		98	80-120			
Sodium, total	1.91	0.010 mg/L	2.00		95	80-120			



APPENDIX 2: QUALITY CONTROL RESULTS

REPORTED TO PROJECT Slocan River Streamkeepers
SIFCO

WORK ORDER REPORTED 2111744
2021-09-22 16:15

Analyte	Result	RL Units	Spike Level	Source Result	% REC	REC Limit	% RPD	RPD Limit	Qualifier
Total Metals, Batch B112058, Continued									
LCS (B112058-BS1), Continued					Prepared: 2021-09-19, Analyzed: 2021-09-20				
Strontium, total	0.0173	0.0010 mg/L	0.0200		87	80-120			
Sulfur, total	< 3.0	3.0 mg/L	2.50		105	80-120			
Tellurium, total	0.0200	0.00050 mg/L	0.0200		100	80-120			
Thallium, total	0.0172	0.000020 mg/L	0.0200		86	80-120			
Thorium, total	0.0189	0.00010 mg/L	0.0200		95	80-120			
Tin, total	0.0215	0.00020 mg/L	0.0200		108	80-120			
Titanium, total	0.0184	0.0050 mg/L	0.0200		92	80-120			
Tungsten, total	0.0206	0.0010 mg/L	0.0200		103	80-120			
Uranium, total	0.0202	0.000020 mg/L	0.0200		101	80-120			
Vanadium, total	0.0164	0.0010 mg/L	0.0200		82	80-120			
Zinc, total	0.0185	0.0040 mg/L	0.0200		93	80-120			
Zirconium, total	0.0206	0.00010 mg/L	0.0200		103	80-120			
Reference (B112058-SRM1)					Prepared: 2021-09-19, Analyzed: 2021-09-20				
Aluminum, total	0.183	0.0050 mg/L	0.198		93	70-130			
Antimony, total	0.0221	0.00020 mg/L	0.0230		96	70-130			
Arsenic, total	0.0182	0.00050 mg/L	0.0200		91	70-130			
Barium, total	0.0138	0.0050 mg/L	0.0161		86	70-130			
Beryllium, total	0.00379	0.00010 mg/L	0.00384		99	70-130			
Boron, total	0.173	0.0100 mg/L	0.191		90	70-130			
Cadmium, total	0.00356	0.000010 mg/L	0.00404		88	70-130			
Calcium, total	0.85	0.20 mg/L	0.938		91	70-130			
Chromium, total	0.0237	0.00050 mg/L	0.0256		93	70-130			
Cobalt, total	0.0198	0.00005 mg/L	0.0214		92	70-130			
Copper, total	0.0298	0.00040 mg/L	0.0322		93	70-130			
Iron, total	0.053	0.010 mg/L	0.0580		91	70-130			
Lead, total	0.00767	0.00020 mg/L	0.00796		96	70-130			
Lithium, total	0.00952	0.00010 mg/L	0.0102		93	70-130			
Magnesium, total	0.109	0.010 mg/L	0.112		97	70-130			
Manganese, total	0.0113	0.00020 mg/L	0.0120		94	70-130			
Molybdenum, total	0.0408	0.00010 mg/L	0.0438		93	70-130			
Nickel, total	0.0364	0.00040 mg/L	0.0394		92	70-130			
Phosphorus, total	< 0.050	0.050 mg/L	0.0562		78	70-130			
Potassium, total	0.74	0.02 mg/L	0.820		90	70-130			
Selenium, total	0.109	0.00050 mg/L	0.117		93	70-130			
Sodium, total	0.47	0.02 mg/L	0.490		97	70-130			
Strontium, total	0.257	0.0010 mg/L	0.276		93	70-130			
Thallium, total	0.0109	0.000020 mg/L	0.0118		93	70-130			
Uranium, total	0.00864	0.000020 mg/L	0.00970		89	70-130			
Vanadium, total	0.0249	0.0010 mg/L	0.0274		91	70-130			
Zinc, total	0.0755	0.0040 mg/L	0.0884		85	70-130			